

Section 3: The structure of groups

Matthew Macauley

Department of Mathematical Sciences
Clemson University
<http://www.math.clemson.edu/~macaule/>

Math 4120, Modern Algebra

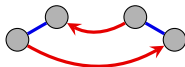
Regularity

Cayley diagrams have an important structural property called *regularity* that we've mentioned, but haven't analyzed in depth.

This is best seen with an example: Consider the group D_3 . It is easy to verify that $frf = r^{-1}$.

Thus, starting at *any node* in the Cayley diagram, the path frf will *always* lead to the same node as the path r^{-1} .

That is, the following fragment permeates throughout the diagram.



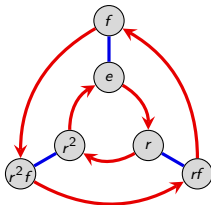
Equivalently, the path $frfr$ will always bring you back to where you started. (Because $frfr = e$).

Key observation

The **algebraic relations** of a group, like $frf = r^{-1}$, give Cayley diagrams a uniform symmetry – every part of the diagram is structured like every other.

Regularity

Let's look at the Cayley diagram for D_3 :



Check that indeed, $frf = r^{-1}$ holds by following the corresponding paths starting at any of the six nodes.

There are other patterns that permeate this diagram, as well. Do you see any?

Here are a couple: $f^2 = e$, $r^3 = e$.

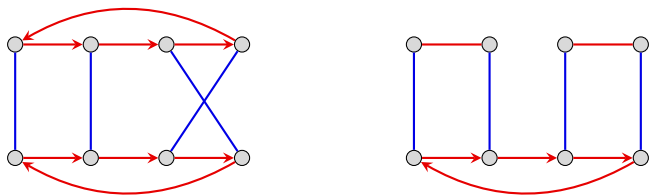
Definition

A diagram is called **regular** if it repeats every one of its interval patterns throughout the whole diagram, in the sense described above.

Regularity

Every Cayley diagram is regular. In particular, diagrams lacking regularity do *not* represent groups (and so they are not called Cayley diagrams).

Here are two diagrams that *cannot* be the Cayley diagram for a group because they are not regular.



Recall that our original definition of a group was informal and “unofficial.”

One reason for this is that technically, regularity needs to be incorporated in the rules. Otherwise, the previous diagram would describe a group of actions.

We’ve indirectly discussed the regularity property of Cayley diagrams, and it was implied, but we haven’t spelled out the details until now.

Subgroups

Definition

When one group is contained in another, the smaller group is called a **subgroup** of the larger group. If H is a subgroup of G , we write $H < G$ or $H \leq G$.

All of the orbits that we saw in previous lectures are subgroups. Moreover, they are *cyclic* subgroups. (Why?)

For example, the orbit of r in D_3 is a subgroup of order 3 living inside D_3 . We can write

$$\langle r \rangle = \{e, r, r^2\} < D_3.$$

In fact, since $\langle r \rangle$ is really just a copy of C_3 , we may be less formal and write

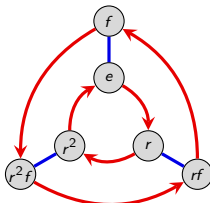
$$C_3 < D_3.$$

An example: D_3

Recall that the orbits of D_3 are

$$\begin{aligned}\langle e \rangle &= \{e\}, & \langle r \rangle = \langle r^2 \rangle &= \{e, r, r^2\}, & \langle f \rangle &= \{e, f\} \\ \langle rf \rangle &= \{e, rf\}, & \langle r^2f \rangle &= \{e, r^2f\}.\end{aligned}$$

The orbits corresponding to the generators are staring at us in the Cayley diagram. The others are more hidden.



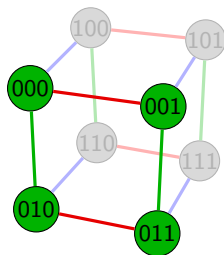
It turns out that all of the subgroups of D_3 are just (cyclic) orbits.

However, there are groups that have subgroups that are *not* cyclic.

Another example: $\mathbb{Z}_2 \times \mathbb{Z}_2 \times \mathbb{Z}_2$

Here is the Cayley diagram for the group $\mathbb{Z}_2 \times \mathbb{Z}_2 \times \mathbb{Z}_2$ (the “three-light switch group”).

A copy of the subgroup V_4 is highlighted.



The group V_4 requires at least two generators and hence is *not* a cyclic subgroup of $\mathbb{Z}_2 \times \mathbb{Z}_2 \times \mathbb{Z}_2$. In this case, we can write

$$\langle 001, 010 \rangle = \{000, 001, 010, 011\} < \mathbb{Z}_2 \times \mathbb{Z}_2 \times \mathbb{Z}_2.$$

Every (nontrivial) group G has *at least* two subgroups:

1. the **trivial subgroup**: $\{e\}$
2. the **non-proper subgroup**: G . (Every group is a subgroup of itself.)

Question

Which groups have *only* these two subgroups?

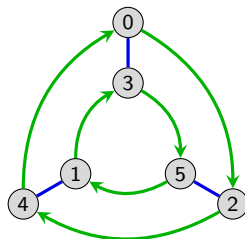
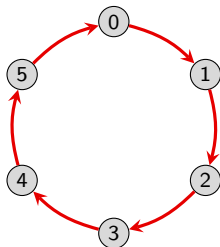
Yet one more example: \mathbb{Z}_6

It is not difficult to see that the subgroups of $\mathbb{Z}_6 = \{0, 1, 2, 3, 4, 5\}$ are

$$\langle 0 \rangle = \{0\}, \quad \langle 2 \rangle = \langle 4 \rangle = \{0, 2, 4\}, \quad \langle 3 \rangle = \{0, 3\}, \quad \langle 1 \rangle = \langle 5 \rangle = \mathbb{Z}_6.$$

Depending on our choice of generators and layout of the Cayley diagram, not all of these subgroups may be “visually obvious.”

Here are two Cayley diagrams for \mathbb{Z}_6 , one generated by $\langle 1 \rangle$ and the other by $\langle 2, 3 \rangle$:



One last example: D_4

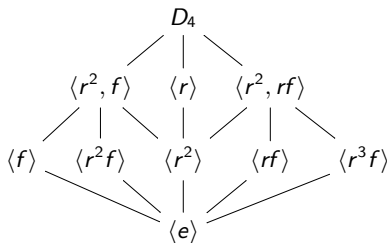
The dihedral group D_4 has 10 subgroups, though some of these are isomorphic to each other:

$$\{e\}, \underbrace{\langle r^2 \rangle, \langle f \rangle, \langle rf \rangle, \langle r^2 f \rangle, \langle r^3 f \rangle}_{\text{order 2}}, \underbrace{\langle r \rangle, \langle r^2, f \rangle, \langle r^2, rf \rangle}_{\text{order 4}}, D_4.$$

Remark

We can arrange the subgroups in a diagram called a **subgroup lattice** that shows which subgroups contain other subgroups. This is best seen by an example.

The subgroup lattice of D_4 :



A (terrible) way to find all subgroups

Here is a brute-force method for finding all subgroups of a given group G of order n .

Though this algorithm is horribly inefficient, it makes a good thought exercise.

0. we always have $\{e\}$ and G as subgroups
1. find all subgroups generated by a single element ("cyclic subgroups")
2. find all subgroups generated by 2 elements
- \vdots
- $n-1$. find all subgroups generated by $n - 1$ elements

Along the way, we will certainly duplicate subgroups; one reason why this is so inefficient and impracticable.

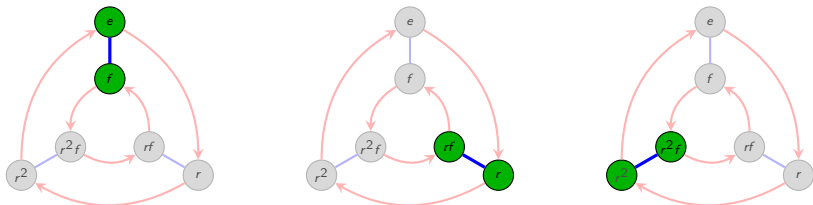
This algorithm works because every group (and subgroup) has a set of generators.

Soon, we will see how a result known as [Lagrange's theorem](#) greatly narrows down the possibilities for subgroups.

Cosets

The regularity property of Cayley diagrams implies that identical copies of the fragment of the diagram that correspond to a subgroup appear throughout the rest of the diagram.

For example, the following figures highlight the repeated copies of $\langle f \rangle = \{e, f\}$ in D_3 :



However, only one of these copies is actually a group! Since the other two copies do *not* contain the identity, they cannot be groups.

Key concept

The elements that form these repeated copies of the subgroup fragment in the Cayley diagram are called **cosets**.

An example: D_4

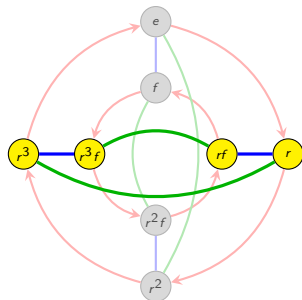
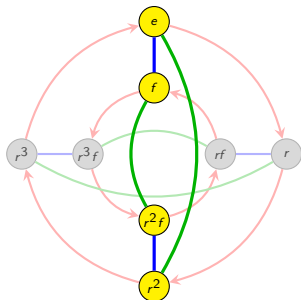
Let's find all of the cosets of the subgroup $H = \langle f, r^2 \rangle = \{e, f, r^2, r^2 f\}$ of D_4 .

If we use r^2 as a generator in the Cayley diagram of D_4 , then it will be easier to "see" the cosets.

Note that $D_4 = \langle r, f \rangle = \langle r, f, r^2 \rangle$. The cosets of $H = \langle f, r^2 \rangle$ are:

$$H = \langle f, r^2 \rangle = \underbrace{\{e, f, r^2, r^2 f\}}_{\text{original}}$$

$$rH = r\langle f, r^2 \rangle = \underbrace{\{r, r^3, rf, r^3 f\}}_{\text{copy}}$$



More on cosets

Definition

If H is a subgroup of G , then a (left) **coset** is a set

$$aH = \{ah : h \in H\},$$

where $a \in G$ is some fixed element. The distinguished element (in this case, a) that we choose to use to name the coset is called the **representative**.

Remark

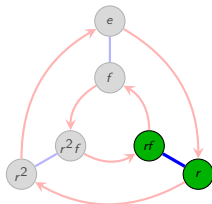
In a Cayley diagram, the (left) coset aH can be found as follows: **start from node a and follow all paths in H .**

For example, let $H = \langle f \rangle$ in D_3 . The coset $\{r, rf\}$ of H is the set

$$rH = r\langle f \rangle = r\{e, f\} = \{r, rf\}.$$

Alternatively, we could have written $(rf)H$ to denote the same coset, because

$$rfH = rf\{e, f\} = \{rf, rf^2\} = \{rf, r\}.$$



More on cosets

The following results should be “visually clear” from the Cayley diagrams and the regularity property. Formal algebraic proofs that are not done here will be assigned as homework.

Proposition

For any subgroup $H \leq G$, the union of the (left) cosets of H is the whole group G .

Proof

The element $g \in G$ lies in the coset gH , because $g = ge \in gH = \{gh \mid h \in H\}$. \square

Proposition

Each (left) coset can have multiple representatives. Specifically, if $b \in aH$, then $aH = bH$. \square

Proposition

All (left) cosets of $H \leq G$ have the same size. \square

More on cosets

Proposition

For any subgroup $H \leq G$, the (left) cosets of H **partition** the group G .

Proof

We know that the element $g \in G$ lies in a (left) coset of H , namely gH . Uniqueness follows because if $g \in kH$, then $gH = kH$. \square

Subgroups also have **right cosets**:

$$Ha = \{ha : h \in H\}.$$

For example, the right cosets of $H = \langle f \rangle$ in D_3 are

$$Hr = \langle f \rangle r = \{e, f\}r = \{r, fr\} = \{r, r^2f\}$$

(recall that $fr = r^2f$) and

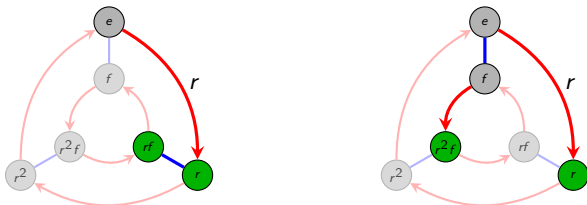
$$\langle f \rangle r^2 = \{e, f\}r^2 = \{r^2, fr^2\} = \{r^2, rf\}.$$

In this example, the left cosets for $\langle f \rangle$ are **different** than the right cosets. Thus, they must look different in the Cayley diagram.

Left vs. right cosets

The left diagram below shows the **left coset** $r\langle f \rangle$ in D_3 : the nodes that f arrows can reach **after** the path to r has been followed.

The right diagram shows the **right coset** $\langle f \rangle r$ in D_3 : the nodes that r arrows can reach **from** the elements in $\langle f \rangle$.



Thus, left cosets look like copies of the subgroup, while the elements of right cosets are usually scattered, because we adopted the convention that arrows in a Cayley diagram represent **right multiplication**.

Key point

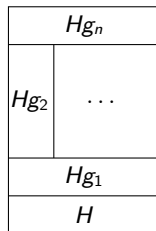

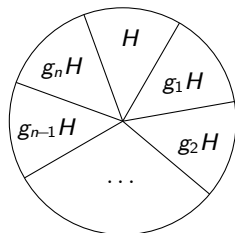
Left and right cosets are generally different.

Left vs. right cosets

For any subgroup $H \leq G$, we can think of G as the union of non-overlapping and equal size copies of *any* subgroup, namely that subgroup's left cosets.

Though the right cosets also partition G , the corresponding partitions could be different!

Here are a few visualizations of this idea:



Definition

If $H < G$, then the **index** of H in G , written $[G : H]$, is the number of distinct left (or equivalently, right) cosets of H in G .

Left vs. right cosets

The left and right cosets of the subgroup $H = \langle f \rangle \leq D_3$ are *different*:

r^2H	<table border="1"><tr><td>r^2f</td><td>r^2</td></tr></table>	r^2f	r^2	Hr	<table border="1"><tr><td>r^2f</td><td>r^2</td></tr></table>	r^2f	r^2	Hr^2
r^2f	r^2							
r^2f	r^2							
rH	<table border="1"><tr><td>r</td><td>rf</td></tr></table>	r	rf	H	<table border="1"><tr><td>r</td><td>rf</td></tr></table>	r	rf	
r	rf							
r	rf							
H	<table border="1"><tr><td>e</td><td>f</td></tr></table>	e	f	H	<table border="1"><tr><td>e</td><td>f</td></tr></table>	e	f	
e	f							
e	f							

The left and right cosets of the subgroup $N = \langle r \rangle \leq D_3$ are *the same*:

fN	<table border="1"><tr><td>f</td><td>rf</td><td>r^2f</td></tr></table>	f	rf	r^2f	Nf	<table border="1"><tr><td>f</td><td>rf</td><td>r^2f</td></tr></table>	f	rf	r^2f
f	rf	r^2f							
f	rf	r^2f							
N	<table border="1"><tr><td>e</td><td>r</td><td>r^2</td></tr></table>	e	r	r^2	N	<table border="1"><tr><td>e</td><td>r</td><td>r^2</td></tr></table>	e	r	r^2
e	r	r^2							
e	r	r^2							

Proposition

If $H \leq G$ has index $[G : H] = 2$, then the left and right cosets of H are the same.

Cosets of abelian groups

Recall that in some abelian groups, we use the symbol $+$ for the binary operation.

In this case, left cosets have the form $a + H$ (instead of aH).

For example, let $G = (\mathbb{Z}, +)$, and consider the subgroup $H = 4\mathbb{Z} = \{4k \mid k \in \mathbb{Z}\}$ consisting of multiples of 4.

The left cosets of H are

$$\begin{aligned}H &= \{\dots, -12, -8, -4, 0, 4, 8, 12, \dots\} \\1 + H &= \{\dots, -11, -7, -3, 1, 5, 9, 13, \dots\} \\2 + H &= \{\dots, -10, -6, -2, 2, 6, 10, 14, \dots\} \\3 + H &= \{\dots, -9, -5, -1, 3, 7, 11, 15, \dots\}.\end{aligned}$$

Notice that these are the same as the right cosets of H :

$$H, \quad H + 1, \quad H + 2, \quad H + 3.$$

Do you see why the left and right cosets of an abelian group will *always* be the same?

Also, note why it would be incorrect to write $3H$ for the coset $3 + H$. In fact, $3H$ would usually be interpreted to mean the subgroup $3(4\mathbb{Z}) = 12\mathbb{Z}$.

A theorem of Joseph Lagrange

The following result is named after the prolific 18th century Italian/French mathematician Joseph Lagrange.

Lagrange's Theorem

Assume G is finite. If $H < G$, then $|H|$ divides $|G|$.

Proof

Suppose there are n left cosets of the subgroup H . Since they are all the same size, and they partition G , we must have

$$|G| = \underbrace{|H| + \cdots + |H|}_{n \text{ copies}} = n|H|.$$

Therefore, $|H|$ divides $|G|$. □

Corollary 1

If $|G| < \infty$ and $H \leq G$, then

$$[G : H] = \frac{|G|}{|H|}.$$

The tower law for subgroups

Corollary 2

Let G be a finite group and $K \leq H \leq G$ be a chain of subgroups. Then

$$[G : K] = [G : H][H : K].$$

Proof

By Lagrange's theorem,

$$[G : H][H : K] = \frac{|G|}{|H|} \cdot \frac{|H|}{|K|} = \frac{|G|}{|K|} = [G : K].$$

$[G : H] = \#$ of cosets of H in G

$[H : K] = \#$ of cosets of K in H

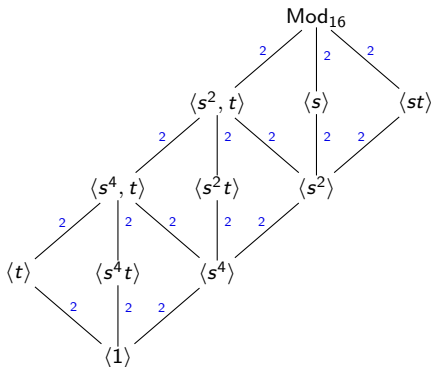
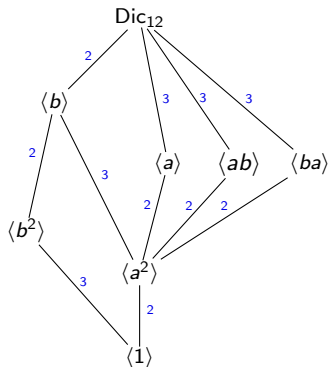
$[G : K] = \#$ of cosets of K in G

zH	z_1K	z_2K	z_3K	\cdots	z_nK
	\vdots	\vdots	\vdots	\ddots	\vdots
aH	a_1K	a_2K	a_3K	\cdots	a_nK
H	K	h_2K	h_3K	\cdots	h_nK

The tower law and subgroup lattices

The tower law means that for any two subgroups $K \leq H$ of G , the index of K in H is just the **products of the edge labels** of any path from H to K .

As an example, consider the following subgroup lattices of two groups we have not previously seen:



- $|\text{Dic}_{12}| = [\text{Dic}_{12} : \langle 1 \rangle] = 12$, and $|\text{Mod}_{16}| = [\text{Mod}_{16} : \langle 1 \rangle] = 16$.
- $[\text{Dic}_{12} : \langle a^2 \rangle] = 6$ and $[\langle s^2, t \rangle : \langle s^4 t \rangle] = 4$.

Normal subgroups

Definition

A subgroup H of G is a **normal subgroup** of G if $gH = Hg$ for all $g \in G$. We denote this as $H \triangleleft G$, or $H \trianglelefteq G$.

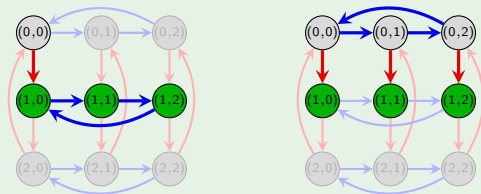
Observation

Subgroups of **abelian groups** are always normal, because for any $H < G$,

$$aH = \{ah : h \in H\} = \{ha : h \in H\} = Ha.$$

Example

Consider the subgroup $H = \langle (0, 1) \rangle = \{(0, 0), (0, 1), (0, 2)\}$ in the group $\mathbb{Z}_3 \times \mathbb{Z}_3$ and take $g = (1, 0)$. Addition is done modulo 3, componentwise. The following depicts the equality $g + H = H + g$:



Normal subgroups of nonabelian groups

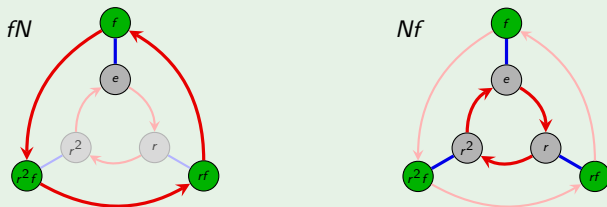
Subgroups whose left and right cosets agree are **normal** and they have very special properties.

Since subgroups of abelian groups are always normal, we will be particularly interested in normal subgroups of **non-abelian groups**.

Example

Consider the subgroup $N = \{e, r, r^2\} \leq D_3$.

The cosets (left or right) of N are $N = \{e, r, r^2\}$ and $Nf = \{f, rf, r^2f\} = fN$. The following depicts this equality; the coset $fN = Nf$ are the green nodes.



Conjugate subgroups

For a fixed element $g \in G$, the set

$$gHg^{-1} = \{ghg^{-1} \mid h \in H\}$$

is called the **conjugate** of H by g .

Observation 1

For any $g \in G$, the conjugate gHg^{-1} is a **subgroup** of G .

Proof

1. Identity: $e = geg^{-1}$. ✓
2. Closure: $(gh_1g^{-1})(gh_2g^{-1}) = gh_1h_2g^{-1}$. ✓
3. Inverses: $(ghg^{-1})^{-1} = gh^{-1}g^{-1}$. ✓

□

Observation 2

$gh_1g^{-1} = gh_2g^{-1}$ if and only if $h_1 = h_2$.

□

On the homework, you will show that H and gHg^{-1} are **isomorphic subgroups**. (Though we don't yet know how to do this, or precisely what it means.)

How to check if a subgroup is normal

If $gH = Hg$, then right-multiplying both sides by g^{-1} yields $gHg^{-1} = H$.

This gives us a new way to check whether a subgroup H is **normal** in G .

Useful remark

The following conditions are all equivalent to a subgroup $H \leq G$ being normal:

- (i) $gH = Hg$ for all $g \in G$; (“left cosets are right cosets”);
- (ii) $gHg^{-1} = H$ for all $g \in G$; (“only one conjugate subgroup”)
- (iii) $ghg^{-1} \in H$ for all $g \in G$; (“closed under conjugation”).

Sometimes, one of these methods is *much* easier than the others!

For example, all it takes to show that H is **not normal** is finding *one element* $h \in H$ for which $ghg^{-1} \notin H$ for some $g \in G$.

As another example, if we happen to know that G has a unique subgroup of size $|H|$, then H *must* be normal. (Why?)

Products and quotients of groups

Previously, we looked for smaller groups lurking inside a group.

Exploring the subgroups of a group gives us insight into the its internal structure.

Next, we will introduce the following topics:

1. **direct products**: a method for making *larger* groups from smaller groups.
2. **quotients**: a method for making *smaller* groups from larger groups.

Before we begin, we'll note that we can *always* form a direct product of two groups.

In constrast, we cannot always take the quotient of two groups. In fact, quotients are restricted to some pretty specific circumstances, as we shall see.

Direct products, algebraically

It is easiest to think of direct products of groups algebraically, rather than visually.

If A and B are groups, there is a natural group structure on the set

$$A \times B = \{(a, b) \mid a \in A, b \in B\}.$$

Definition

The **direct product** of groups A and B consists of the **set** $A \times B$, and the group **operation** is done componentwise: if $(a, b), (c, d) \in A \times B$, then

$$(a, b) * (c, d) = (ac, bd).$$

We call A and B the **factors** of the direct product.

Note that the binary operations on A and B could be different. One might be $*$ and the other $+$.

For example, in $D_3 \times \mathbb{Z}_4$:

$$(r^2, 1) * (fr, 3) = (r^2 fr, 1 + 3) = (rf, 0).$$

These elements do *not* commute:

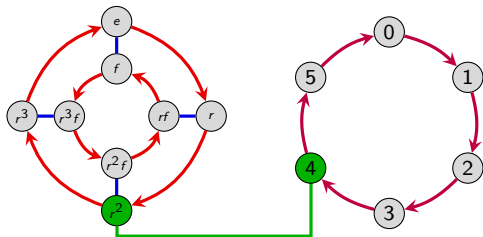
$$(fr, 3) * (r^2, 1) = (fr^3, 3 + 1) = (f, 0).$$

Direct products, visually

Here's one way to think of the direct product of two cyclic groups, say $\mathbb{Z}_n \times \mathbb{Z}_m$: Imagine a slot machine with two wheels, one with n spaces (numbered 0 through $n - 1$) and the other with m spaces (numbered 0 through $m - 1$).

The actions are: spin one or both of the wheels. Each action can be labeled by where we end up on each wheel, say (i, j) .

Here is an example for a more general case: the element $(r^2, 4)$ in $D_4 \times \mathbb{Z}_6$.



Key idea

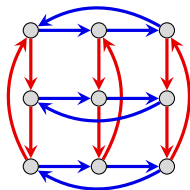
The direct product of two groups joins them so they act **independently** of each other.

Cayley diagrams of direct products

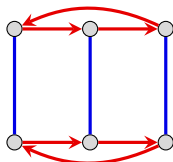
Remark

Just because a group is not written with \times doesn't mean that there isn't some hidden direct product structure lurking. For example, V_4 is really just $C_2 \times C_2$.

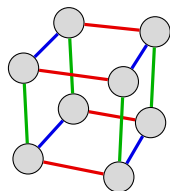
Here are some examples of direct products:



$C_3 \times C_3$



$C_3 \times C_2$



$C_2 \times C_2 \times C_2$

Even more surprising, the group $C_3 \times C_2$ is actually isomorphic to the cyclic group C_6 !

Indeed, the Cayley diagram for C_6 using generators r^2 and r^3 is the same as the Cayley diagram for $C_3 \times C_2$ above.

We'll understand this better later in the class when we study homomorphisms. For now, we will focus our attention on direct products.

Cayley diagrams of direct products

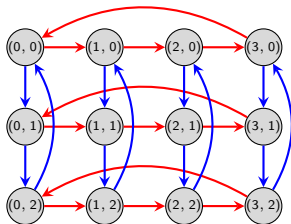
Let e_A be the identity of A and e_B the identity of B .

Given a Cayley diagram of A with generators a_1, \dots, a_k , and a Cayley diagram of B with generators b_1, \dots, b_ℓ , we can create a Cayley diagram for $A \times B$ as follows:

- Vertex set: $\{(a, b) \mid a \in A, b \in B\}$.
- Generators: $(a_1, e_b), \dots, (a_k, e_b)$ and $(e_a, b_1), \dots, (e_a, b_\ell)$.

Frequently it is helpful to arrange the vertices in a rectangular grid.

For example, here is a Cayley diagram for the group $\mathbb{Z}_4 \times \mathbb{Z}_3$:



What are the subgroups of $\mathbb{Z}_4 \times \mathbb{Z}_3$? There are six (did you find them all?), they are:

$$\mathbb{Z}_4 \times \mathbb{Z}_3, \quad \{0\} \times \{0\}, \quad \{0\} \times \mathbb{Z}_3, \quad \mathbb{Z}_4 \times \{0\}, \quad \mathbb{Z}_2 \times \mathbb{Z}_3, \quad \mathbb{Z}_2 \times \{0\}.$$

Subgroups of direct products

Remark

If $H \leq A$, and $K \leq B$, then $H \times K$ is a subgroup of $A \times B$.

For $\mathbb{Z}_4 \times \mathbb{Z}_3$, all subgroups had this form. However, this is not always true.

For example, consider the group $\mathbb{Z}_2 \times \mathbb{Z}_2$, which is really just V_4 . Since \mathbb{Z}_2 has two subgroups, the following four sets are subgroups of $\mathbb{Z}_2 \times \mathbb{Z}_2$:

$$\mathbb{Z}_2 \times \mathbb{Z}_2, \quad \{0\} \times \{0\}, \quad \mathbb{Z}_2 \times \{0\} = \langle (1, 0) \rangle, \quad \{0\} \times \mathbb{Z}_2 = \langle (0, 1) \rangle.$$

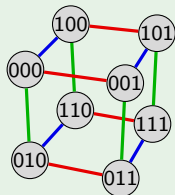
However, one subgroup of $\mathbb{Z}_2 \times \mathbb{Z}_2$ is missing from this list: $\langle (1, 1) \rangle = \{(0, 0), (1, 1)\}$.

Exercise

What are the subgroups of $\mathbb{Z}_2 \times \mathbb{Z}_2 \times \mathbb{Z}_2$?

Here is a Cayley diagram, writing the elements of the product as abc rather than (a, b, c) .

Hint: There are 16 subgroups!



Direct products, visually

It's not needed, but one can construct the Cayley diagram of a direct product using the following "inflation" method.

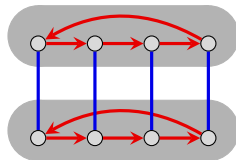
Inflation algorithm

To make a Cayley diagram of $A \times B$ from the Cayley diagrams of A and B :

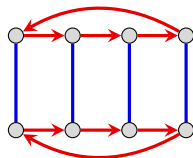
1. Begin with the Cayley diagram for A .
2. Inflate each node, and place in it a copy of the Cayley diagram for B . (Use different colors for the two Cayley diagrams.)
3. Remove the (inflated) nodes of A while using the arrows of A to connect corresponding nodes from each copy of B . That is, remove the A diagram but treat its arrows as a blueprint for how to connect corresponding nodes in the copies of B .



Cyclic group \mathbb{Z}_2



each node contains
a copy of \mathbb{Z}_4



direct product
group $\mathbb{Z}_4 \times \mathbb{Z}_2$

Properties of direct products

Recall the following important definition.

Definition

A subgroup $H \leq G$ is **normal** if $xH = Hx$ for all $x \in G$. We denote this by $H \trianglelefteq G$.

Assuming A and B are not trivial, the direct product $A \times B$ has *at least* four normal subgroups:

$$\{e_A\} \times \{e_B\}, \quad A \times \{e_B\}, \quad \{e_A\} \times B, \quad A \times B.$$

Sometimes we “abuse notation” and write $A \trianglelefteq A \times B$ and $B \trianglelefteq A \times B$ for the middle two. (Technically, A and B are not even subsets of $A \times B$.)

Here's another observation: “ A -arrows” are independent of “ B -arrows.”

Observation

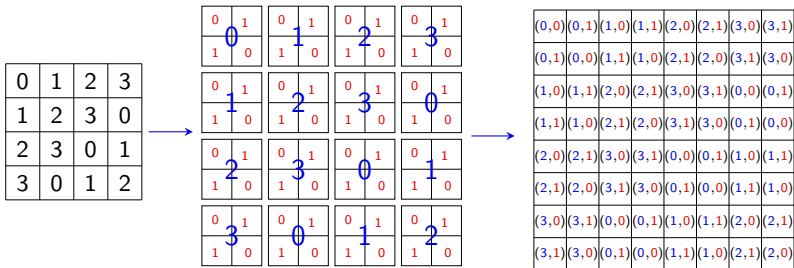
In a Cayley diagram for $A \times B$, following “ A -arrows” neither impacts or is impacted by the location in group B .

Algebraically, this is just saying that $(a, e_b) * (e_a, b) = (a, b) = (e_a, b) * (a, e_b)$.

Multiplication tables of direct products

Direct products can also be visualized using multiplication tables.

The general process should be clear after seeing the following example; constructing the table for the group $\mathbb{Z}_4 \times \mathbb{Z}_2$:



multiplication table
for the group \mathbb{Z}_4

inflate each cell to contain a copy
of the multiplication table of \mathbb{Z}_2

join the little tables and element names
to form the direct product table for $\mathbb{Z}_4 \times \mathbb{Z}_2$

Quotients

Direct products make larger groups from smaller groups. It is a way to *multiply* groups.

The opposite procedure is called taking a **quotient**. It is a way to *divide* groups.

Unlike what we did with direct products, we will first describe the quotient operation using Cayley diagrams, and then formalize it algebraically and explore properties of the resulting group.

Definition

To divide a group G by one of its subgroups H , follow these steps:

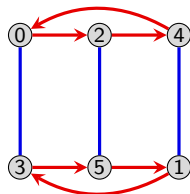
1. Organize a Cayley diagram of G by H (so that we can “see” the subgroup H in the diagram for G).
2. Collapse each left coset of H into one large node. Unite those arrows that now have the same start and end nodes. This forms a new diagram with fewer nodes and arrows.
3. **IF** (and *only* if) the resulting diagram is a Cayley diagram of a group, you have obtained **the quotient group of G by H** , denoted G/H (say: “ $G \bmod H$ ”). If not, then G cannot be divided by H .

An example: $\mathbb{Z}_3 < \mathbb{Z}_6$

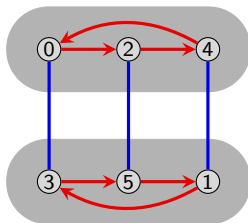
Consider the group $G = \mathbb{Z}_6$ and its normal subgroup $H = \langle 2 \rangle = \{0, 2, 4\}$.

There are two (left) cosets: $H = \{0, 2, 4\}$ and $1 + H = \{1, 3, 5\}$.

The following diagram shows how to take a quotient of \mathbb{Z}_6 by H .



\mathbb{Z}_6 organized by the subgroup $H = \langle 2 \rangle$



Left cosets of H are near each other



Collapse cosets into single nodes

In this example, the resulting diagram *is* a Cayley diagram. So, we *can* divide \mathbb{Z}_6 by $\langle 2 \rangle$, and we see that \mathbb{Z}_6/H is isomorphic to \mathbb{Z}_2 .

We write this as $\mathbb{Z}_6/H \cong \mathbb{Z}_2$.

A few remarks

- Step 3 of the Definition says “IF the new diagram is a Cayley diagram . . .” Sometimes it won’t be, in which case there is no quotient.
- The elements of G/H are the cosets of H . Asking if G/H exists amounts to asking if the set of left (or right) cosets of H forms a group. (More on this later.)
- In light of this, given any subgroup $H < G$ (regardless of whether the quotient process works), we will let

$$G/H := \{gH \mid g \in G\}$$

denote the set of left cosets of H in G .

- Not surprisingly, if $G = A \times B$ and we divide G by A (technically $A \times \{e\}$), the quotient group is B . (We’ll see why shortly).

Caveat!

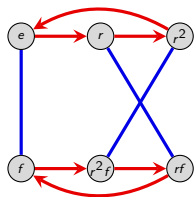
The converse of the previous statement is generally *not* true. That is, if G/H is a group, then G is in general *not* a direct product of H and G/H .

An example: $C_3 < D_3$

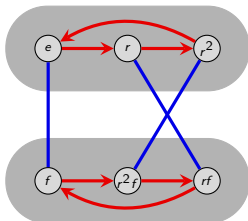
Consider the group $G = D_3$ and its normal subgroup $H = \langle r \rangle \cong C_3$.

There are two (left) cosets: $H = \{e, r, r^2\}$ and $fH = \{f, rf, r^2f\}$.

The following diagram shows how to take a quotient of D_3 by H .



D_3 organized by the subgroup $H = \langle r \rangle$



Left cosets of H are near each other



Collapse cosets into single nodes

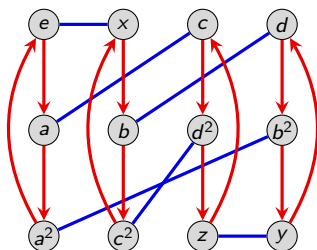
The result is a Cayley diagram for C_2 , thus

$$D_3/H \cong C_2. \quad \text{However...} \quad C_3 \times C_2 \not\cong D_3.$$

Note that $C_3 \times C_2$ is abelian, but D_3 is not.

Example: $G = A_4$ and $H = \langle x, z \rangle \cong V_4$

Consider the following Cayley diagram for $G = A_4$ using generators $\langle a, x \rangle$.

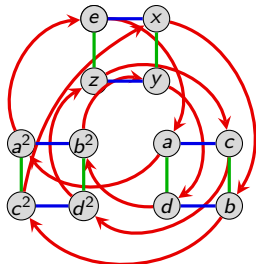


Consider $H = \langle x, z \rangle = \{e, x, y, z\} \cong V_4$. This subgroup is not “visually obvious” in this Cayley diagram.

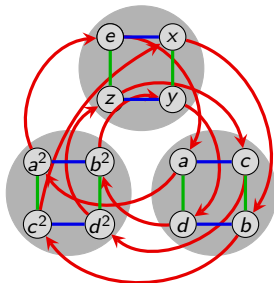
Let's add z to the generating set, and consider the resulting Cayley diagram.

Example: $G = A_4$ and $H = \langle x, z \rangle \cong V_4$

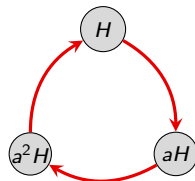
Here is a Cayley diagram for A_4 (with generators x , z , and a), organized by the subgroup $H = \langle x, z \rangle$ which allows us to see the left cosets of H clearly.



A_4 organized by the subgroup $H = \langle x, z \rangle$



Left cosets of H are near each other



Collapse cosets into single nodes

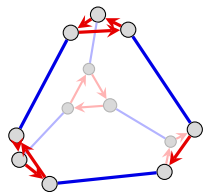
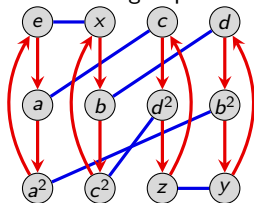
The resulting diagram is a Cayley diagram! Therefore, $A_4/H \cong C_3$. However, A_4 is *not* isomorphic to the (abelian) group $V_4 \times C_3$.

Example: $G = A_4$ and $H = \langle a \rangle \cong C_3$

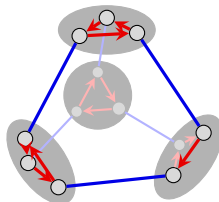
Let's see an example where we cannot divide G by a particular subgroup H .

Consider the subgroup $H = \langle a \rangle \cong C_3$ of A_4 .

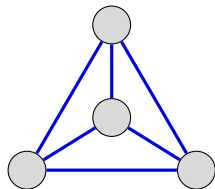
Do you see what will go wrong if we try to divide A_4 by $H = \langle a \rangle$?



A_4 organized by the subgroup $H = \langle a \rangle$



Left cosets of H are near each other



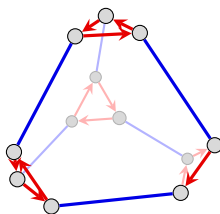
Collapse cosets into single nodes

This resulting diagram is *not* a Cayley diagram! There are multiple outgoing blue arrows from each node.

When can we divide G by a subgroup H ?

Consider $H = \langle a \rangle \leq A_4$ again.

The left cosets are easy to spot.



Remark

The right cosets are *not* the same as the left cosets! The blue arrows out of any single coset scatter the nodes.

Thus, $H = \langle a \rangle$ is *not* normal in A_4 .

If we took the effort to check our first 3 examples, we would find that in each case, the left cosets and right cosets coincide. In those examples, G/H existed, and H was normal in G .

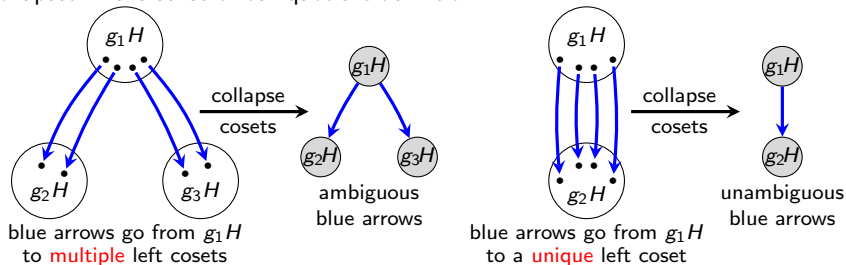
However, these 4 examples do not constitute a proof; they only provide evidence that the claim is true.

When can we divide G by a subgroup H ?

Let's try to gain more insight. Consider a group G with subgroup H . Recall that:

- each **left coset** gH is the set of nodes that the H -arrows can reach from g (which looks like a copy of H at g);
- each **right coset** Hg is the set of nodes that the g -arrows can reach from H .

The following figure depicts the potential ambiguity that may arise when cosets are collapsed in the sense of our quotient definition.



The action of the blue arrows above illustrates multiplication of a **left** coset on the **right** by some element. That is, the picture shows how left and right cosets *interact*.

When can we divide G by a subgroup H ?

When H is normal, $gH = Hg$ for all $g \in G$.

In this case, to whichever coset one g arrow leads from H (the left coset), *all g arrows lead unanimously and unambiguously* (because it is also a right coset Hg).

Thus, in this case, collapsing the cosets is a *well-defined* operation.

Finally, we have an answer to our original question of when we can take a quotient.

Quotient theorem

If $H \leq G$, then the quotient group G/H can be constructed *if and only if* $H \trianglelefteq G$.

To summarize our “visual argument”: The quotient process succeeds iff the resulting diagram is a valid Cayley diagram.

Nearly all aspects of valid Cayley diagrams are guaranteed by the quotient process: Every node has exactly one incoming and outgoing edge of each color, because $H \trianglelefteq G$. The diagram is regular too.

Though it's convincing, this argument isn't quite a formal proof; we'll do a rigorous algebraic proof next.

Quotient groups, algebraically

To prove the Quotient Theorem, we need to describe the quotient process algebraically.

Recall that even if H is not normal in G , we will still denote the **set of left cosets** of H in G by G/H .

Quotient theorem (restated)

When $H \trianglelefteq G$, the set of cosets G/H forms a group.

This means there is a well-defined binary operation on the **set of cosets**. But how do we “multiply” two cosets?

If aH and bH are left cosets, define

$$aH \cdot bH := abH.$$

Clearly, G/H is closed under this operation. But we also need to verify that this definition is **well-defined**.

By this, we mean that it does not depend on our choice of coset representative.

Quotient groups, algebraically

Lemma

Let $H \trianglelefteq G$. Multiplication of cosets is **well-defined**:

$$\text{if } a_1H = a_2H \text{ and } b_1H = b_2H, \text{ then } a_1H \cdot b_1H = a_2H \cdot b_2H.$$

Proof

Suppose that $H \trianglelefteq G$, $a_1H = a_2H$ and $b_1H = b_2H$. Then

$$\begin{aligned} a_1H \cdot b_1H &= a_1b_1H && \text{(by definition)} \\ &= a_1(b_1H) && (b_1H = b_2H \text{ by assumption}) \\ &= (a_1H)b_2 && (b_1H = b_2H \text{ since } H \trianglelefteq G) \\ &= (a_2H)b_2 && (a_1H = a_2H \text{ by assumption}) \\ &= a_2b_2H && (b_2H = b_2H \text{ since } H \trianglelefteq G) \\ &= a_2H \cdot b_2H && \text{(by definition)} \end{aligned}$$

Thus, the binary operation on G/H is well-defined. □

Quotient groups, algebraically

Quotient theorem (restated)

When $H \trianglelefteq G$, the set of cosets G/H forms a group.

Proof

There is a well-defined binary operation on the set of left (equivalently, right) cosets: $aH \cdot bH = abH$. We need to verify the three remaining properties of a group:

Identity. The coset $H = eH$ is the identity because for any coset $aH \in G/H$,

$$aH \cdot H = aeH = aH = eH = H \cdot aH.$$

Inverses. Given a coset aH , its inverse is $a^{-1}H$, because

$$aH \cdot a^{-1}H = eaH = a^{-1}H \cdot aH.$$

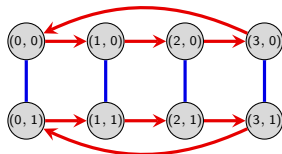
Closure. This is immediate, because $aH \cdot bH = abH$ is another coset in G/H . \square

Properties of quotients

Question

If H and K are subgroups and $H \cong K$, then are G/H and G/K isomorphic?

For example, here is a Cayley diagram for the group $\mathbb{Z}_4 \times \mathbb{Z}_2$:



It is visually obvious that the quotient of $\mathbb{Z}_4 \times \mathbb{Z}_2$ by the subgroup $\langle(0,1)\rangle \cong \mathbb{Z}_2$ is the group \mathbb{Z}_4 .

The quotient of $\mathbb{Z}_4 \times \mathbb{Z}_2$ by the subgroup $\langle(2,0)\rangle \cong \mathbb{Z}_2$ is a bit harder to see. Algebraically, it consists of the cosets

$$\langle(2,0)\rangle, \quad (1,0) + \langle(2,0)\rangle, \quad (0,1) + \langle(2,0)\rangle, \quad (1,1) + \langle(2,0)\rangle.$$

It is now apparent that this group is isomorphic to V_4 .

Thus, the answer to the question above is “no.” Surprised?

Normalizers

Question

If $H \leq G$ but H is *not* normal, can we measure “how far” H is from being normal?

Recall that $H \trianglelefteq G$ iff $gH = Hg$ for all $g \in G$. So, one way to answer our question is to check how many $g \in G$ satisfy this requirement. Imagine that each $g \in G$ is voting as to whether H is normal:

$$gH = Hg \quad \text{“yea”} \qquad gH \neq Hg \quad \text{“nay”}$$

At a *minimum*, every $g \in H$ votes “yea.” (Why?)

At a *maximum*, every $g \in G$ could vote “yea,” but this only happens when H really is normal.

There can be levels between these 2 extremes as well.

Definition

The set of elements in G that vote in favor of H 's normality is called the **normalizer of H in G** , denoted $N_G(H)$. That is,

$$N_G(H) = \{g \in G : gH = Hg\} = \{g \in G : gHg^{-1} = H\}.$$

Normalizers

Let's explore some possibilities for what the normalizer of a subgroup can be. In particular, is it a subgroup?

Observation 1

If $g \in N_G(H)$, then $gH \subseteq N_G(H)$.

Proof

If $gH = Hg$, then $gH = bH$ for all $b \in Hg$. Therefore, $bH = gH = Hg = Hb$. \square

The deciding factor in how a left coset votes is whether it is a right coset (members of gH vote as a block – exactly when $gH = Hg$).

Observation 2

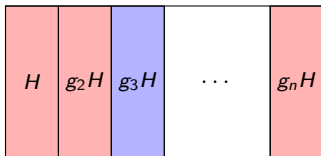
$|N_G(H)|$ is a multiple of $|H|$.

Proof

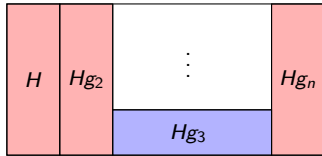
By Observation 1, $N_G(H)$ is made up of whole (left) cosets of H , and all (left) cosets are the same size and disjoint. \square

Normalizers

Consider a subgroup $H \leq G$ of index n . Suppose that the left and right cosets partition G as shown below:



Partition of G by the
left cosets of H



Partition of G by the
right cosets of H

The cosets H , and $g_2H = Hg_2$, and $g_nH = Hg_n$ all vote “**yea**”.

The left coset g_3H votes “**nay**” because $g_3H \neq Hg_3$.

Assuming all other cosets vote “nay”, the normalizer of H is

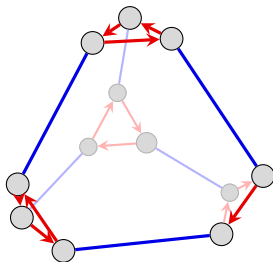
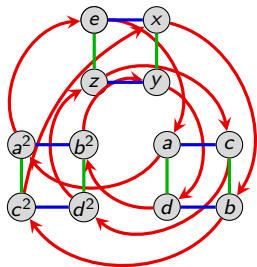
$$N_G(H) = H \cup g_2H \cup g_nH.$$

In summary, the two “extreme cases” for $N_G(H)$ are:

- $N_G(H) = G$: iff H is a normal subgroup
- $N_G(H) = H$: H is as “unnormal as possible”

An example: A_4

We saw earlier that $H = \langle x, z \rangle \trianglelefteq A_4$. Therefore, $N_{A_4}(H) = A_4$.



At the other extreme, consider $\langle a \rangle < A_4$ again, which is as far from normal as it can possibly be: $\langle a \rangle \not\trianglelefteq A_4$.

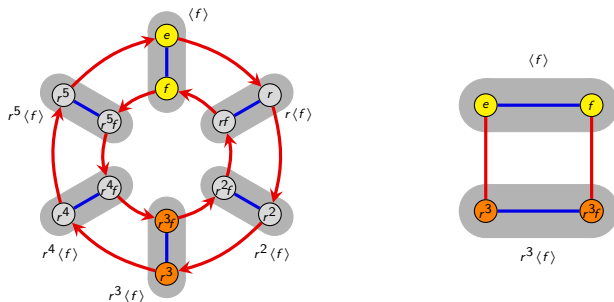
No right coset of $\langle a \rangle$ coincides with a left coset, other than $\langle a \rangle$ itself. Thus, $N_{A_4}(\langle a \rangle) = \langle a \rangle$.

Observation 3

In the Cayley diagram of G , the normalizer of H consists of the copies of H that are connected to H by unanimous arrows.

How to spot the normalizer in the Cayley diagram

The following figure depicts the six left cosets of $H = \langle f \rangle = \{e, f\}$ in D_6 .



Note that $r^3 H$ is the *only* coset of H (besides H , obviously) that cannot be reached from H by more than one element of D_6 .

Thus, $N_{D_6}(\langle f \rangle) = \langle f \rangle \cup r^3 \langle f \rangle = \{e, f, r^3, r^3 f\} \cong V_4$.

Observe that the normalizer is also a subgroup satisfying: $\langle f \rangle \triangleleft N_{D_6}(\langle f \rangle) \triangleleft D_6$.

Do you see the pattern for $N_{D_n}(\langle f \rangle)$? (It depends on whether n is even or odd.)

Normalizers are subgroups!

Theorem

For any $H \leq G$, we have $N_G(H) \leq G$.

Proof

Recall that $N_G(H) = \{g \in G \mid gHg^{-1} = H\}$; “the set of elements that normalize H .” We need to verify three properties of $N_G(H)$:

- (i) Contains the identity;
- (ii) Inverses exist;
- (iii) Closed under the binary operation.

Identity. Naturally, $eHe^{-1} = \{ehe^{-1} \mid h \in H\} = H$.

Inverses. Suppose $g \in N_G(H)$, which means $gHg^{-1} = H$. We need to show that $g^{-1} \in N_G(H)$. That is, $g^{-1}H(g^{-1})^{-1} = g^{-1}Hg = H$. Indeed,

$$g^{-1}Hg = g^{-1}(gHg^{-1})g = eHe = H.$$

Normalizers are subgroups!

Proof (cont.)

Closure. Suppose $g_1, g_2 \in N_G(H)$, which means that $g_1 H g_1^{-1} = H$ and $g_2 H g_2^{-1} = H$. We need to show that $g_1 g_2 \in N_G(H)$.

$$(g_1 g_2) H (g_1 g_2)^{-1} = g_1 g_2 H g_2^{-1} g_1^{-1} = g_1 (g_2 H g_2^{-1}) g_1^{-1} = g_1 H g_1^{-1} = H.$$

Since $N_G(H)$ contains the identity, every element has an inverse, and is closed under the binary operation, it is a (sub)group! \square

Corollary

Every subgroup is normal in its normalizer:

$$H \trianglelefteq N_G(H) \leq G.$$

Proof

By definition, $gH = Hg$ for all $g \in N_G(H)$. Therefore, $H \trianglelefteq N_G(H)$. \square

Conjugation

Recall that for $H \leq G$, the **conjugate** subgroup of H by a fixed $g \in G$ is

$$gHg^{-1} = \{ghg^{-1} \mid h \in H\}.$$

Additionally, H is **normal** iff $gHg^{-1} = H$ for all $g \in G$.

We can also fix the **element** we are conjugating. Given $x \in G$, we may ask:

“which elements can be written as $g x g^{-1}$ for some $g \in G$?”

The set of all such elements in G is called the **conjugacy class** of x , denoted $\text{cl}_G(x)$. Formally, this is the set

$$\text{cl}_G(x) = \{g x g^{-1} \mid g \in G\}.$$

Remarks

- In any group, $\text{cl}_G(e) = \{e\}$, because $g e g^{-1} = e$ for any $g \in G$.
- If x and g commute, then $g x g^{-1} = x$. Thus, when computing $\text{cl}_G(x)$, we only need to check $g x g^{-1}$ for those $g \in G$ that *do not commute* with x .
- Moreover, $\text{cl}_G(x) = \{x\}$ iff x commutes with everything in G . (Why?)

Conjugacy classes

Lemma

Conjugacy is an **equivalence relation**.

Proof

- *Reflexive*: $x = exe^{-1}$.
- *Symmetric*: $x = gyg^{-1} \Rightarrow y = g^{-1}xg$.
- *Transitive*: $x = gyg^{-1}$ and $y = hzh^{-1} \Rightarrow x = (gh)z(gh)^{-1}$. □

Since conjugacy is an equivalence relation, it partitions the group G into equivalence classes (**conjugacy classes**).

Let's compute the conjugacy classes in D_4 . We'll start by finding $\text{cl}_{D_4}(r)$. Note that we only need to compute grg^{-1} for those g that *do not* commute with r :

$$frf^{-1} = r^3, \quad (rf)r(rf)^{-1} = r^3, \quad (r^2f)r(r^2f)^{-1} = r^3, \quad (r^3f)r(r^3f)^{-1} = r^3.$$

Therefore, the conjugacy class of r is $\text{cl}_{D_4}(r) = \{r, r^3\}$.

Since conjugacy is an equivalence relation, $\text{cl}_{D_4}(r^3) = \text{cl}_{D_4}(r) = \{r, r^3\}$.

Conjugacy classes in D_4

To compute $\text{cl}_{D_4}(f)$, we don't need to check e , r^2 , f , or r^2f , since these all commute with f :

$$rfr^{-1} = r^2f, \quad r^3f(r^3)^{-1} = r^2f, \quad (rf)f(rf)^{-1} = r^2f, \quad (r^3f)f(r^3f)^{-1} = r^2f.$$

Therefore, $\text{cl}_{D_4}(f) = \{f, r^2f\}$.

What is $\text{cl}_{D_4}(rf)$? Note that it has size **greater than 1** because rf does not commute with everything in D_4 .

It also *cannot* contain elements from the other conjugacy classes. The only element left is r^3f , so $\text{cl}_{D_4}(rf) = \{rf, r^3f\}$.

The “Class Equation”, visually:
Partition of D_4 by its
conjugacy classes

e	r	f	r^2f
r^2	r^3	rf	r^3f

We can write $D_4 = \underbrace{\{e\} \cup \{r^2\}}_{\text{these commute with everything in } D_4} \cup \{r, r^3\} \cup \{f, r^2f\} \cup \{rf, r^3f\}$.

these commute with everything in D_4

The class equation

Definition

The **center** of G is the set $Z(G) = \{z \in G \mid gz = zg, \forall g \in G\}$.

Observation

$\text{cl}_G(x) = \{x\}$ if and only if $x \in Z(G)$.

Proof

Suppose x is its own conjugacy class. This means that

$$\text{cl}_G(x) = \{x\} \iff gxg^{-1} = x, \forall g \in G \iff gx = xg, \forall g \in G \iff x \in Z(G).$$

□

The Class Equation

For any finite group G ,

$$|G| = |Z(G)| + \sum |\text{cl}_G(x_i)|$$

where the sum is taken over distinct conjugacy classes of size greater than 1.

More on conjugacy classes

Proposition

Every normal subgroup is the union of conjugacy classes.

Proof

Suppose $n \in N \trianglelefteq G$. Then $gng^{-1} \in gNg^{-1} = N$, thus if $n \in N$, its entire conjugacy class $\text{cl}_G(n)$ is contained in N as well. \square

Proposition

Conjugate elements have the same order.

Proof

Consider x and $y = gxg^{-1}$.

If $x^n = e$, then $(gxg^{-1})^n = (gxg^{-1})(gxg^{-1}) \cdots (gxg^{-1}) = gx^n g^{-1} = geg^{-1} = e$.
Therefore, $|x| \geq |gxg^{-1}|$.

Conversely, if $(gxg^{-1})^n = e$, then $gx^n g^{-1} = e$, and it must follow that $x^n = e$.
Therefore, $|x| \leq |gxg^{-1}|$. \square

Conjugacy classes in D_6

Let's determine the conjugacy classes of $D_6 = \langle r, f \mid r^6 = e, f^2 = e, r^i f = fr^{-i} \rangle$.

The center of D_6 is $Z(D_6) = \{e, r^3\}$; these are the *only* elements in size-1 conjugacy classes.

The only two elements of order 6 are r and r^5 ; so we must have $\text{cl}_{D_6}(r) = \{r, r^5\}$.

The only two elements of order 3 are r^2 and r^4 ; so we must have $\text{cl}_{D_6}(r^2) = \{r^2, r^4\}$.

Let's compute the conjugacy class of a reflection $r^i f$. We need to consider two cases; conjugating by r^j and by $r^j f$:

- $r^j(r^i f)r^{-j} = r^j r^i r^j f = r^{i+2j} f$
- $(r^j f)(r^i f)(r^j f)^{-1} = (r^j f)(r^i f)fr^{-j} = r^j fr^{i-j} = r^j r^{j-i} f = r^{2j-i} f$.

Thus, $r^i f$ and $r^k f$ are conjugate iff i and k are **both even**, or **both odd**.

The Class Equation, visually:
Partition of D_6 by its
conjugacy classes

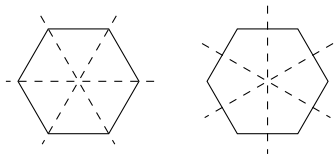
e	r	r^2	f	$r^2 f$	$r^4 f$
r^3	r^5	r^4	rf	$r^3 f$	$r^5 f$

Conjugacy “preserves structure”

Think back to linear algebra. Two matrices A and B are *similar* (=conjugate) if $A = PBP^{-1}$.

Conjugate matrices have the same eigenvalues, eigenvectors, and determinant. In fact, they represent the *same linear map*, but under a change of basis.

If n is even, then there are two “types” of reflections of an n -gon: the axis goes through two corners, or it bisects a pair of sides.



Notice how in D_n , conjugate **reflections** have the same “type.” Do you have a guess of what the conjugacy classes of reflections are in D_n when n is odd?

Also, conjugate **rotations** in D_n had the same rotating angle, but in the opposite direction (e.g., r^k and r^{n-k}).

Next, we will look at conjugacy classes in the symmetric group S_n . We will see that conjugate permutations have “the same structure.”

Cycle type and conjugacy

Definition

Two elements in S_n have the same **cycle type** if when written as a product of disjoint cycles, there are the same number of length- k cycles for each k .

We can write the cycle type of a permutation $\sigma \in S_n$ as a list c_1, c_2, \dots, c_n , where c_i is the number of cycles of length i in σ .

Here is an example of some elements in S_9 and their cycle types.

- $(1\ 8)(5)(2\ 3)(4\ 9\ 6\ 7)$ has cycle type $1,2,0,1$.
- $(1\ 8\ 4\ 2\ 3\ 4\ 9\ 6\ 7)$ has cycle type $0,0,0,0,0,0,0,1$.
- $e = (1)(2)(3)(4)(5)(6)(7)(8)(9)$ has cycle type 9 .

Theorem

Two elements $g, h \in S_n$ are **conjugate** if and only if they have the same **cycle type**.

Big idea

Conjugate permutations have the same structure. Such permutations are *the same up to renumbering*.

An example

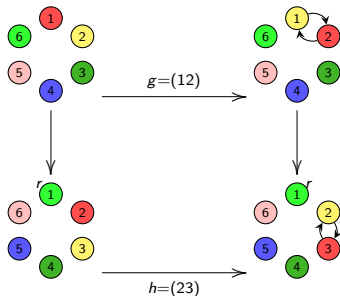
Consider the following permutations in $G = S_6$:

$$\begin{array}{ll} g = (1\ 2) & \begin{array}{cccccc} 1 & 2 & 3 & 4 & 5 & 6 \\ \curvearrowright & & & & & \end{array} \\ h = (2\ 3) & \begin{array}{cccccc} 1 & 2 & 3 & 4 & 5 & 6 \\ & \curvearrowright & & & & \end{array} \\ r = (1\ 2\ 3\ 4\ 5\ 6) & \begin{array}{cccccc} 1 & 2 & 3 & 4 & 5 & 6 \\ \curvearrowright & \curvearrowright & \curvearrowright & \curvearrowright & \curvearrowright & \end{array} \end{array}$$

Since g and h have the same cycle type, they are **conjugate**:

$$(1\ 2\ 3\ 4\ 5\ 6)(2\ 3)(1\ 6\ 5\ 4\ 3\ 2) = (1\ 2).$$

Here is a visual interpretation of $g = rhr^{-1}$:



Conjugacy: elements vs. groups

Remark

We can conjugate **elements**, or we can conjugate **subgroups**.

Conjugating elements defines an equivalence class on G .

- The equivalence classes have a special name (**conjugacy classes**) and notation, $\text{cl}_G(x) = \{gxg^{-1} \mid g \in G\}$.
- Conjugate elements “have the same structure”; in particular, the same **order**.
- An element z has a **unique conjugate** iff $z \in Z(G)$, i.e., **z commutes with everything**.

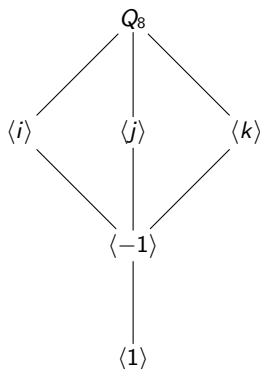
Conjugating subgroups defines an equivalence class on the **set of subgroups of G** .

- The equivalence classes have a no special name or notation; we just call them **conjugate subgroups to H** , and write $\{xHx^{-1} \mid x \in G\}$.
- Conjugate subgroups have the same structure: they’re **isomorphic**.
- A subgroup N has a **unique conjugate** iff **N is normal**.

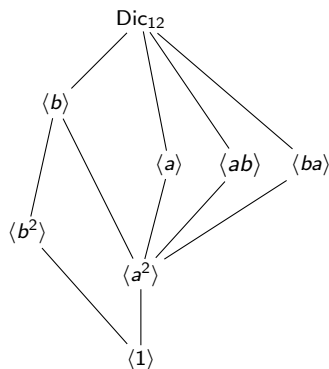
In Section 5 (group actions), we’ll learn more about the structure of these equivalence classes, such as how many there can be, and their possible sizes.

Conjugate subgroups

An an exercise, let's try to partition the following subgroup lattices into (conjugacy) equivalence classes.



$$Q_8 = \langle i, j, k \mid i^2 = j^2 = k^2 = ijk = -1 \rangle$$



$$\begin{aligned} \text{Dic}_{12} &= \langle a, b, c \mid a^3 = b^2 = c^2 = abc \rangle \\ &= \langle a, b \mid a^4 = b^6 = 1, bab = a \rangle \end{aligned}$$