

## Chapter 5: Five families of groups

Matthew Macauley

Department of Mathematical Sciences  
Clemson University  
<http://www.math.clemson.edu/~macaule/>

Math 4120, Summer I 2014

## Overview

In this chapter, we will introduce 5 families of groups.

1. cyclic groups
2. abelian groups
3. dihedral groups
4. symmetric groups
5. alternating groups

Along the way, a variety of new concepts will arise, as well as some new visualization techniques.


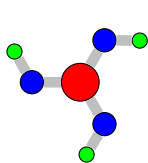
We will study permutations, how to write them concisely in cycle notation. Cayley's theorem tells us that every finite group is isomorphic to a collection of permutations.

## Cyclic groups

### Definition

A group is **cyclic** if it can be generated by a single element.

Finite cyclic groups describe the symmetry of objects that have *only* rotational symmetry. Here are some examples of such objects.



An obvious choice of generator would be: a counterclockwise rotation by  $2\pi/n$  (called a “click”), where  $n$  is the number of “arms.” This leads to the following presentation:

$$C_n = \langle r \mid r^n = e \rangle.$$

### Remark

This is not the only choice of generator; but it's a natural one. Can you think of another choice of generator? Would this change the group presentation?

# Cyclic groups

## Definition

The **order** of a group  $G$  is the number of distinct elements in  $G$ , denoted by  $|G|$ .

The cyclic group of order  $n$  (i.e.,  $n$  rotations) is denoted  $C_n$  (or sometimes by  $\mathbb{Z}_n$ ).

For example, the group of symmetries for the objects on the previous slide are  $C_3$  (boric acid),  $C_4$  (pinwheel), and  $C_{10}$  (chilies).

## Comment

The alternative notation  $\mathbb{Z}_n$  comes from the fact that the binary operation for  $C_n$  is just **modular addition**. To add two numbers in  $\mathbb{Z}_n$ , add them as integers, divide by  $n$ , and take the remainder.

For example, in  $\mathbb{Z}_6$ :  $3 + 5 \equiv_6 2$ . “3 clicks + 5 clicks = 2 clicks”. (If the context is clear, we may even write  $3 + 5 = 2$ .)

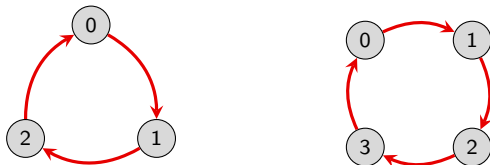
## Cyclic groups, additively

A common way to write elements in a cyclic group is with the integers  $0, 1, 2, \dots, n - 1$ , where

- 0 is the identity
- 1 is the single counterclockwise “click”.

Observe that the set  $\{0, 1, \dots, n - 1\}$  is **closed under addition modulo  $n$** . That is, if we add (mod  $n$ ) any two numbers in this set, the result is another member of the set.

Here are some Cayley diagrams of cyclic groups, using the canonical generator of 1.



### Summary

In this setting, the cyclic group consists of the set  $\mathbb{Z}_n = \{0, 1, \dots, n - 1\}$  under the **binary operation** of  $+$  (modulo  $n$ ). The (additive) **identity** is 0.

## Cyclic groups, multiplicatively

Here's another natural choice of *notation* for cyclic groups. If  $r$  is a generator (e.g., a rotation by  $2\pi/n$ ), then we can denote the  $n$  elements by

$$1, r, r^2, \dots, r^{n-1}.$$

Think of  $r$  as the complex number  $e^{2\pi i/n}$ , with the group operation being *multiplication*!

Note that  $r^n = 1$ ,  $r^{n+1} = r$ ,  $r^{n+2} = r^2$ , etc. Can you see modular addition rearing its head again? Here are some Cayley diagrams, using the canonical generator of  $r$ .



### Summary

In this setting, the cyclic group can be thought of as the **set**  $C_n = \{e^{2\pi i k/n} \mid k \in \mathbb{Z}\}$  under the **binary operation** of  $\times$ . The (multiplicative) **identity** is 1.

## More on cyclic groups

One of our notations for cyclic groups is “additive” and the other is “multiplicative.” This doesn’t change the actual group; only our choice of notation.

### Remark

The (unique) **infinite** cyclic group (additively) is  $(\mathbb{Z}, +)$ , the integers under addition. Using multiplicative notation, the infinite cyclic group is

$$G = \langle r \mid \rangle = \{r^k : k \in \mathbb{Z}\}.$$

For the infinite cyclic group  $(\mathbb{Z}, +)$ , only 1 or  $-1$  can be generators. (Unless we use multiple generators, which is usually pointless.)

### Proposition

Any number from  $\{0, 1, \dots, n - 1\}$  that is relatively prime to  $n$  will generate  $\mathbb{Z}_n$ .

For example, 1 and 5 generate  $\mathbb{Z}_6$ , while 1, 2, 3, and 4 all generate  $\mathbb{Z}_5$ . i.e.,

$$\mathbb{Z}_6 = \langle 1 \rangle = \langle 5 \rangle, \quad \mathbb{Z}_5 = \langle 1 \rangle = \langle 2 \rangle = \langle 3 \rangle = \langle 4 \rangle.$$

Note that the above notation isn’t a presentation, it just means “generated by.”

## More on cyclic groups

Modular addition has a nice visual appearance in the multiplication tables of cyclic groups.

	0	1	2	3	4
0	0	1	2	3	4
1	1	2	3	4	0
2	2	3	4	0	1
3	3	4	0	1	2
4	4	0	1	2	3

There are many things worth commenting on, but one of the most important properties of the multiplication tables for cyclic groups is the following:

### Observation

If the headings on the multiplication table are arranged in the “natural” order  $(0, 1, 2, \dots, n-1)$  or  $(e, r, r^2, \dots, r^{n-1})$ , then each row is a cyclic shift to the left of the row above it.

Do you see *why* this happens?

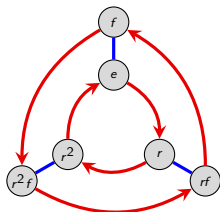


## Orbits

We started our discussion with cyclic groups because of their simplicity, but also because they play a fundamental role in more complicated groups.

Before continuing our exploration into the 5 families, let's observe how cyclic groups "fit" into other groups.

Consider the Cayley diagram for  $D_3$ :



Do you see any copies of the Cayley diagram for any cyclic groups in this picture?

Starting at  $e$ , the red arrows lead in a length-3 cycle around the inside of the diagram. We refer to this cycle as the **orbit** of the element  $r$ .

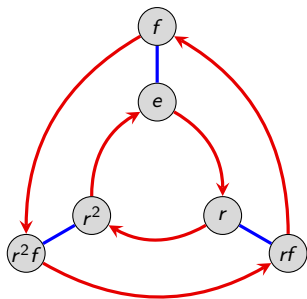
The blue arrows lead in a length-2 cycle – the **orbit** of  $f$ .

Orbits are usually written with braces. In this case, the orbit of  $r$  is  $\{e, r, r^2\}$ , and the orbit of  $f$  is  $\{e, f\}$ .

## Orbits

Every element in a group traces out an orbit. Some of these may not be obvious from the Cayley diagram, but they are there nonetheless.

Let's work out the orbits for the remaining elements of  $D_3$ .



element	orbit
$e$	$\{e\}$
$r$	$\{e, r, r^2\}$
$r^2$	$\{e, r^2, r\}$
$f$	$\{e, f\}$
$rf$	$\{e, rf\}$
$r^2f$	$\{e, r^2f\}$

Note that there are 5 *distinct* orbits. The elements  $r$  and  $r^2$  have the same orbit.

# Orbits

## Definition

The **order** of an element  $g \in G$ , denoted  $|g|$ , is the size of its orbit. That is,  $|g| := |\langle g \rangle|$ . (Recall that the **order** of  $G$  is defined to be  $|G|$ .)

Note that in any group, the orbit of  $e$  will simply be  $\{e\}$ .

In general, the **orbit** of an element  $g$  is the set

$$\langle g \rangle := \{g^k : k \in \mathbb{Z}\}.$$

This set is not necessarily infinite, as we've seen with the finite cyclic groups.

We allow negative exponents, though this only matters in infinite groups.

One way of thinking about this is that the orbit of an element  $g$  is the collection of elements that you can get to by doing  $g$  or its inverse any number of times.

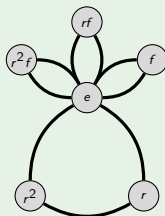
## Remark

In *any* group  $G$ , the orbit of an element  $g \in G$  is a **cyclic group** that “sits inside”  $G$ . This is an example of a **subgroup**, which we will study in more detail later.

## Visualizing the orbits of a groups using “cycle graphs”

### Example: Cycle graph of $D_3$

element	orbit
$e$	$\{e\}$
$r$	$\{e, r, r^2\}$
$r^2$	$\{e, r^2, r\}$
$f$	$\{e, f\}$
$rf$	$\{e, rf\}$
$r^2f$	$\{e, r^2f\}$



### Comments

- In a **cycle graph** (also called an **orbit graph**), each cycle represents an orbit.
- The convention is that orbits that are subsets of larger orbits are only shown within the larger orbit.
- We don't color or put arrows on the edges of the cycles, because one orbit could have multiple generators.
- Intersections of cycles show what elements they have in common.
- What do the cycle graphs of cyclic groups look like? (*Answer: a single cycle.*)

## Abelian groups

Recall that a group is **abelian** (named after Neils Abel) if the order of actions is irrelevant (i.e., the actions *commute*). Here is the formal mathematical definition.

### Definition

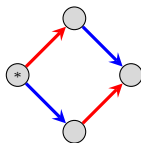
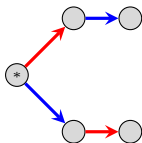
A group  $G$  is **abelian** if  $ab = ba$  for all  $a, b \in G$ .

Abelian groups are sometimes referred to as **commutative**.

### Remark

To check that a group  $G$  is abelian, it suffices to only check that  $ab = ba$  for all pairs of **generators** of  $G$ . (*Why?*)

The pattern on the left *never* appears in the Cayley graph for an abelian group, whereas the pattern on the right illustrates the relation  $ab = ba$ :



## Examples

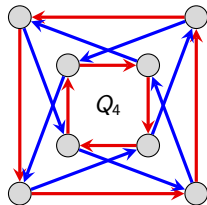
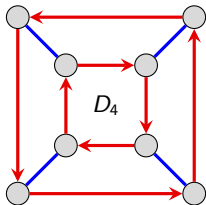
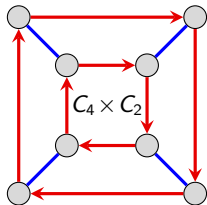
Cyclic groups are abelian.

**Reason 1:** The left configuration on the previous slide can never occur (since there is only one generator).

**Reason 2:** In the cyclic group  $\langle r \rangle$ , every element can be written as  $r^k$  for some  $k$ . Clearly,  $r^k r^m = r^m r^k$  for all  $k$  and  $m$ .

Note that the converse fails: if a group is abelian, it need not be cyclic. (Take  $V_4$  as an example.)

Let's explore a little further. The following are Cayley diagrams for three groups of order 8.

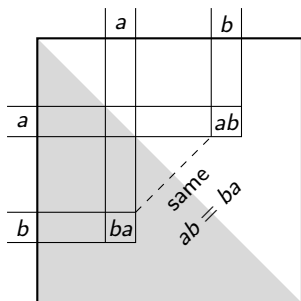


Are any of these groups abelian?

## Multiplication tables of abelian groups

Abelian groups are easy to spot if you look at their multiplication tables.

The property " $ab = ba$  for all  $a$  and  $b$ " means that the table must be **symmetric** across the main diagonal.



	0	1	2	3	4
0	0	1	2	3	4
1	1	2	3	4	0
2	2	3	4	0	1
3	3	4	0	1	2
4	4	0	1	2	3

## Dihedral groups

While cyclic groups describe 2D objects that only have rotational symmetry, **dihedral groups** describe 2D objects that have rotational *and* reflective symmetry.

Regular polygons have rotational and reflective symmetry. The dihedral group that describes the symmetries of a regular  $n$ -gon is written  $D_n$ .

All actions in  $C_n$  are also actions of  $D_n$ , but there are more than that. The group  $D_n$  contains  $2n$  actions:

- $n$  rotations
- $n$  reflections.

However, we only need two generators. Here is one possible choice:

1.  $r =$  **counterclockwise rotation** by  $2\pi/n$  radians. (A single “click.”)
2.  $f =$  **flip** (fix an axis of symmetry).

Here is one of (of many) ways to write the  $2n$  actions of  $D_n$ :

$$D_n = \underbrace{\{e, r, r^2, \dots, r^{n-1}\}}_{\text{rotations}}, \underbrace{\{f, rf, r^2f, \dots, r^{n-1}f\}}_{\text{reflections}}.$$

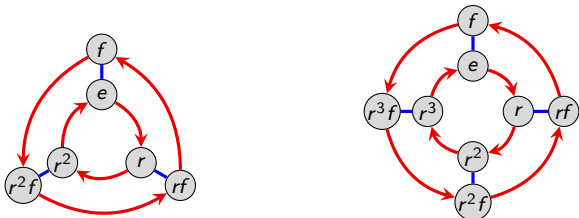


## Cayley diagrams of dihedral groups

Here is one possible presentation of  $D_n$ :

$$D_n = \langle r, f \mid r^n = e, f^2 = e, rfr = f \rangle.$$

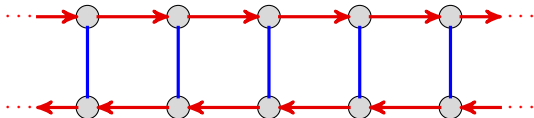
Using this generating set, the Cayley diagrams for the dihedral groups all look similar. Here they are for  $D_3$  and  $D_4$ , respectively.



There is a related **infinite dihedral group**  $D_\infty$ , with presentation

$$D_\infty = \langle r, f \mid f^2 = e, rfr = f \rangle.$$

We have already seen its Cayley diagram:



## Cayley diagrams of dihedral groups

If  $s$  and  $t$  are two reflections of an  $n$ -gon across adjacent axes of symmetry (i.e., axes incident at  $\pi/n$  radians), then  $st$  is a rotation by  $2\pi/n$ .

To see an explicit example, take  $s = rf$  and  $t = f$  in  $D_n$ ; obviously  $st = (rf)f = r$ .

Thus,  $D_n$  can be generated by two reflections. This has group presentation

$$\begin{aligned} D_n &= \langle s, t \mid s^2 = e, t^2 = e, (st)^n = e \rangle \\ &= \underbrace{\{e, st, ts, (st)^2, (ts)^2, \dots\}}_{\text{rotations}}, \underbrace{\{s, t, sts, tst, \dots\}}_{\text{reflections}}. \end{aligned}$$

What would the Cayley diagram corresponding to this generating set look like?

### Remark

If  $n \geq 3$ , then  $D_n$  is nonabelian, because  $rf \neq fr$ . However, the following relations are very useful:

$$rf = fr^{n-1}, \quad fr = r^{n-1}f.$$

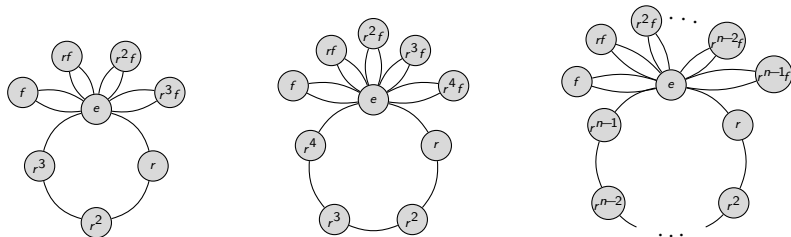
Looking at the Cayley graph should make these relations visually obvious.

## Cycle graphs of dihedral groups

The (maximal) orbits of  $D_n$  consist of

- 1 orbit of size  $n$  consisting of  $\{e, r, \dots, r^{n-1}\}$ ;
- $n$  orbits of size 2 consisting of  $\{e, r^k f\}$  for  $k = 0, 1, \dots, n-1$ .

Here is the general pattern of the cycle graphs of the dihedral groups:



Note that the size- $n$  orbit may have smaller subsets that are orbits. For example,  $\{e, r^2, r^4, \dots, r^{n-2}\}$  and  $\{e, r^{n/2}\}$  are orbits if  $n$  is even.

## Multiplication tables of dihedral groups

The separation of  $D_n$  into **rotations** and **reflections** is also visible in their multiplication tables. For example, here is  $D_4$ :

	e	r	r <sup>2</sup>	r <sup>3</sup>	f	rf	r <sup>2</sup> f	r <sup>3</sup> f
e	e	r	r <sup>2</sup>	r <sup>3</sup>	f	rf	r <sup>2</sup> f	r <sup>3</sup> f
r	r	r <sup>2</sup>	r <sup>3</sup>	e	rf	r <sup>2</sup> f	r <sup>3</sup> f	f
r <sup>2</sup>	r <sup>2</sup>	r <sup>3</sup>	e	r	r <sup>2</sup> f	r <sup>3</sup> f	f	rf
r <sup>3</sup>	r <sup>3</sup>	e	r	r <sup>2</sup>	r <sup>3</sup> f	f	rf	r <sup>2</sup> f
f	f	r <sup>3</sup> f	r <sup>2</sup> f	rf	e	r <sup>3</sup>	r <sup>2</sup>	r
rf	rf	f	r <sup>3</sup> f	r <sup>2</sup> f	r	e	r <sup>3</sup>	r <sup>2</sup>
r <sup>2</sup> f	r <sup>2</sup> f	rf	f	r <sup>3</sup> f	r <sup>2</sup>	r	e	r <sup>3</sup>
r <sup>3</sup> f	r <sup>3</sup> f	r <sup>2</sup> f	rf	f	r <sup>3</sup>	r <sup>2</sup>	r	e

	e	r	r <sup>2</sup>	r <sup>3</sup>	f	rf	r <sup>2</sup> f	r <sup>3</sup> f
e	e	r	r <sup>2</sup>	r <sup>3</sup>	f	rf	r <sup>2</sup> f	r <sup>3</sup> f
r	r	r <sup>2</sup>	r <sup>3</sup>	e	rf	r <sup>2</sup> f	r <sup>3</sup> f	f
r <sup>2</sup>	r <sup>2</sup>	r <sup>3</sup>	e	r	r <sup>2</sup> f	r <sup>3</sup> f	f	rf
r <sup>3</sup>	r <sup>3</sup>	e	r	r <sup>2</sup>	r <sup>3</sup> f	f	rf	r <sup>2</sup> f
f	f	r <sup>3</sup> f	r <sup>2</sup> f	rf	e	r <sup>3</sup>	r <sup>2</sup>	r
rf	rf	f	r <sup>3</sup> f	r <sup>2</sup> f	r	e	r <sup>3</sup>	r <sup>2</sup>
r <sup>2</sup> f	r <sup>2</sup> f	rf	f	r <sup>3</sup> f	r <sup>2</sup>	r	e	r <sup>3</sup>
r <sup>3</sup> f	r <sup>3</sup> f	r <sup>2</sup> f	rf	f	r <sup>3</sup>	r <sup>2</sup>	r	e

As we shall see later, the partition of  $D_n$  as depicted above forms the structure of the group  $C_2$ . “Shrinking” a group in this way is called taking a **quotient**.

It yields a group of order 2 with the following Cayley diagram:

	e	f
e	e	f
f	f	e

## Symmetric groups

Most groups we have seen have been collections of ways to rearrange things. This can be formalized.

### Definition

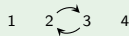
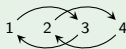

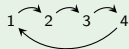
A **permutation** is an action that rearranges a collection of things.

For convenience, we will usually refer to permutations of positive integers (just like we did when we numbered our rectangle, etc.).

There are many ways to represent permutations, but we will use the notation illustrated by the following example.

### Example

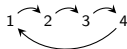
Here are some permutations of 4 objects.



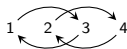
## Combining permutations

In order for the set of permutations of  $n$  objects to form a group (what we want!), we need to understand how to combine permutations. Let's consider an example.

What should

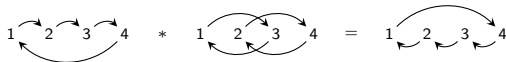


followed by



be equal to?

The first permutation rearranges the 4 objects, and then we shuffle the result according to the second permutation:



## Groups of permutations

### Fact

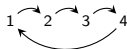
There are  $n! = n(n-1) \cdots 3 \cdot 2 \cdot 1$  permutations of  $n$  items.

For example, there are  $4! = 24$  “permutation pictures” on 4 objects.

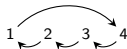
The collection of permutations of  $n$  items forms a group!

To verify this, we just have to check that the appropriate rules of *one* of our definitions of a group hold.

How do we find the inverse of a permutation? Just reverse all of the arrows in the permutation picture. For example, the inverse of



is simply



## The symmetric group

### Definition

The group of all permutations of  $n$  items is called the **symmetric group** (on  $n$  objects) and is denoted by  $S_n$ .

We've already seen the group  $S_3$ , which happens to be the same as the dihedral group  $D_3$ , but this is the only time the symmetric groups and dihedral groups coincide. (*Why?*)

Although the set of *all* permutations of  $n$  items forms a group, creating a group does not require taking all permutations.

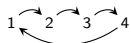
If we choose carefully, we can form groups by taking a subset of the permutations.

For example, the cyclic group  $C_n$  and the dihedral group  $D_n$  can both be thought of groups of certain permutations of  $\{1, \dots, n\}$ . (*Why? Do you see which permutations they represent?*)



## Cycle notation for $S_n$

We can concisely describe the permutation



as  $(1\ 2\ 3\ 4)$ .

This is called **cycle notation**.

### Observation 1

Every permutation can be decomposed into a product of **disjoint cycles**.

For example, in  $S_{10}$ , we can write



as  $(1\ 4\ 6\ 5)(2\ 3)(8\ 10\ 9)$ .

### Observation 2


Disjoint cycles commute.


For example:  $(1\ 4\ 6\ 5)(2\ 3)(8\ 10\ 9) = (2\ 3)(8\ 10\ 9)(1\ 4\ 6\ 5)$ .

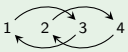
## Cycle notation for $S_n$

### Example

Consider the following permutations in  $S_4$ :

■  is  $(1\ 2)(3\ 4)$

■  is  $(2\ 3)$

■  is  $(1\ 3)(2\ 4)$

■  is  $(1\ 3\ 2)$

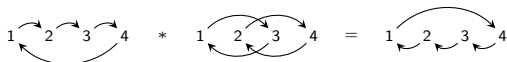
### Remark

It doesn't matter "where we start" when writing the cycle. In the last example above,

$$(1\ 3\ 2) = (3\ 2\ 1) = (2\ 1\ 3) = (1\ 2)(2\ 3) = (1\ 2)(2\ 3)(2\ 3)(2\ 3).$$

## Composing permutations in cycle notation

Recall how we combined permutations:



In cycle notation, this is

$$(1\ 2\ 3\ 4) \circ (1\ 3)(2\ 4) = (1\ 4\ 3\ 2).$$

We read **left-to-right**. (*Caveat*: some books use the right-to-left convention as in function composition.)

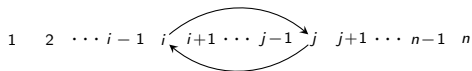
Do you see how to combine permutations in cycle notation? In the example above, we start with 1 and then read off:

- “1 goes to 2, then 2 goes to 4”;      Write: (1 4
- “4 goes to 1, then 1 goes to 3”;      Write: (1 4 3
- “3 goes to 4, then 4 goes to 2”;      Write: (1 4 3 2
- “2 goes to 3, then 3 goes to 1”;      Write: (1 4 3 2)

In this case, we’ve used up each number in  $\{1, \dots, n\}$ . If we hadn’t, we’d take the smallest unused number and continue the process with a new (disjoint) cycle.

## Transpositions

A **transposition** is a permutation that swaps two objects and fixes the rest, e.g.:



In cycle notation, a transposition is just a 2-cycle, e.g.,  $(i\ j)$ .

### Theorem

The group  $S_n$  is generated by transpositions.

Intuitively, this means that every permutation can be constructed by successively exchanging pairs of objects.

In other words, if  $n$  people are standing in a row, and we want to rearrange them in some other order, we can always do this by having successively having pairs of people swap places.

In fact, we only need **adjacent transpositions** to generate  $S_n$ :

$$S_n = \langle (1\ 2), (2\ 3), \dots, (n-1\ n) \rangle.$$

## Transpositions and the alternating groups

### Remark

Even though every permutation in  $S_n$  can be written as a product of transpositions, there may be many ways to do this.

For example:

$$(1\ 3\ 2) = (1\ 2)(2\ 3) = (1\ 2)(2\ 3)(2\ 3)(2\ 3) = (1\ 2)(2\ 3)(1\ 2)(1\ 2).$$

### Theorem

The **parity** of the number of transpositions of a fixed permutation is unique.

That is, a fixed permutation can either be written with an **even number** of transpositions, or an **odd number** of transpositions, but *not both!*

We thus have a notion of **even permutations** and **odd permutations**.

### Theorem

Exactly half of the permutations in  $S_n$  are even, and they form a group called the **alternating group**, denoted  $A_n$ .

## Group work

In groups of 2–3, complete the following exercises.

1. Write the following products of permutations into a product of *disjoint cycles*:
  - $(1\ 2\ 3)(1\ 2\ 3\ 4)$  in  $S_4$
  - $(1\ 6)(1\ 2\ 4\ 5)(1\ 6\ 4\ 2\ 5\ 3)$  in  $S_6$ .

Let  $G = S_3$ , the symmetric group on three objects. This group has six elements.

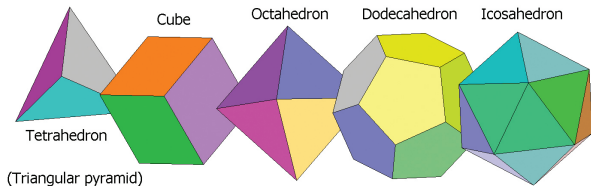
2. Do the following for each element in  $S_3$ :
  - Draw its “permutation picture.”
  - Write it as a product of disjoint transpositions (that is, using only  $(1\ 2)$ ,  $(2\ 3)$ , and  $(1\ 3)$ ).
  - Write it as a product of disjoint *adjacent* transpositions (that is, using only  $(1\ 2)$  and  $(2\ 3)$ ).
  - Determine whether it is even or odd.
3. Now, write down the alternating group  $A_3$ . This is the group consisting of only the *even* permutations. What familiar group is this isomorphic to?



## Platonic solids

The symmetric groups and alternating groups arise throughout group theory. In particular, the groups of symmetries of the 5 Platonic solids are symmetric and alternating groups.

There are only *five* 3-dimensional shapes (polytopes) all of whose faces are regular polygons that meet at equal angles. These are called the Platonic solids:



The groups of symmetries of the Platonic solids are as follows:

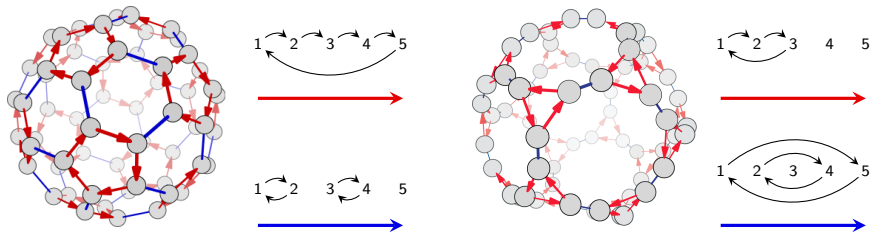
shape	group
Tetrahedron	$A_4$
Cube	$S_4$
Octahedron	$S_4$
Icosahedron	$A_5$
Dodecahedron	$A_5$



## Platonic solids

The Cayley diagrams for these 3 groups can be arranged in some very interesting configurations. In particular, the Cayley diagram for Platonic solid 'X' can be arranged on a truncated 'X', where truncated refers to cutting off some corners.

For example, here are two representations for Cayley diagrams of  $A_5$ . At left is a truncated **icosahedron** and at right is a truncated **dodecahedron**.



## Cayley's theorem

Any set of permutations that forms a group is called a **permutation group**.

Cayley's theorem says that permutations can be used to construct any group.

In other words, every group has the same structure as (we say "*is isomorphic to*") some permutation group.

**Warning!** We are *not* saying that every group is isomorphic to some symmetric group,  $S_n$ . Rather, every group is isomorphic to a **subgroup** of a some symmetric group  $S_n$  – i.e., a subset of  $S_n$  that is *also* a group in its own right.

### Question

Given a group, how do we associate it with a set of permutations?

## Cayley's theorem; how to construct permutations

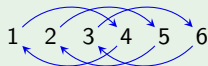

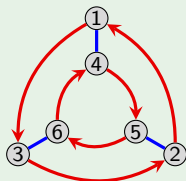
Here is an algorithm given a **Cayley diagram** with  $n$  nodes:

1. number the nodes 1 through  $n$ ,
2. interpret each arrow type in Cayley diagram as a permutation.

The resulting permutations are the **generators** of the corresponding permutation group.

### Example

Let's try this with  $D_3 = \langle r, f \rangle$ .



We see that  $D_3$  is isomorphic to the subgroup  $\langle (132)(456), (14)(25)(36) \rangle$  of  $S_6$ .

## Cayley's theorem; how to construct permutations

Here is an algorithm given a **multiplication table** with  $n$  elements:

1. replace the table headings with 1 through  $n$ ,
2. make the appropriate replacements throughout the rest of the table,
3. interpret each column as a permutation.


This results in a 1-1 correspondence between the original group elements (not just the generators) and permutations.

### Example


Let's try this with the multiplication table for  $V_4 = \langle v, h \rangle$ .

	1	2	3	4
1	1	2	3	4
2	2	2	1	4
3	3	3	4	1
4	4	4	3	2

Column 1: 1 2 3 4

Column 2: 

Column 3: 

Column 4: 

We see that  $V_4$  is isomorphic to the subgroup  $\langle (12)(34), (13)(24) \rangle$  of  $S_4$ .

## Cayley's theorem

Intuitively, two groups are **isomorphic** if they have the same structure.

Two groups are *isomorphic* if we can construct Cayley diagrams for each that look identical.

### Cayley's Theorem

Every finite group is isomorphic to a collection of permutations.

Our algorithms exhibit a 1-1 correspondence between group elements and permutations. However, we have *not* shown that the corresponding permutations form a group, or that the resulting permutation group has the same structure as the original.

What needs to be shown is that the permutation from the  $i^{\text{th}}$  row followed by the permutation from the  $j^{\text{th}}$  column, results in the permutation that corresponding to the cell in the  $i^{\text{th}}$  row and  $j^{\text{th}}$  column of the original table. See page 85 for a proof.