

Lecture 5.1: Groups acting on sets

Matthew Macauley

Department of Mathematical Sciences
Clemson University
<http://www.math.clemson.edu/~macaule/>

Math 4120, Modern Algebra

Overview

Intuitively, a **group action** occurs when a group G “naturally permutes” a set S of *states*.

For example:

- The “Rubik’s cube group” consists of the 4.3×10^{19} **actions** that *permuted* the 4.3×10^{19} **configurations** of the cube.
- The group D_4 consists of the 8 **symmetries** of the square. These symmetries are *actions* that *permuted* the 8 **configurations** of the square.

Group actions help us understand the interplay between the actual group of **actions** and sets of **objects** that they “rearrange.”

There are many other examples of groups that “act on” sets of objects. We will see examples when the group and the set have different sizes.

There is a rich theory of group actions, and it can be used to prove many deep results in group theory.

Actions vs. configurations

The group D_4 can be thought of as the 8 **symmetries** of the square:

1	2
4	3

There is a subtle but *important* distinction to make, between the actual 8 **symmetries** of the square, and the 8 **configurations**.

For example, the 8 **symmetries** (alternatively, “actions”) can be thought of as

$$e, \quad r, \quad r^2, \quad r^3, \quad f, \quad rf, \quad r^2f, \quad r^3f.$$

The 8 **configurations** (or *states*) of the square are the following:

1	2
4	3

4	1
3	2

3	4
2	1

2	3
1	4

2	1
3	4

3	2
4	1

4	3
1	2

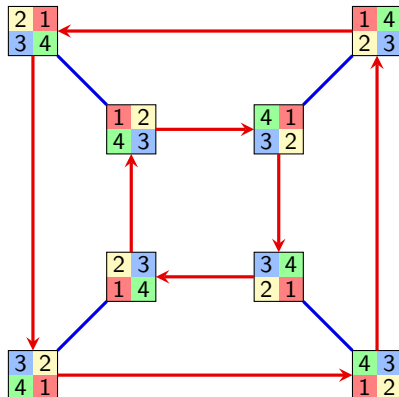
1	4
2	3

When we were just learning about groups, we made an **action diagram**.

- The **vertices** correspond to the **states**.
- The **edges** correspond to **generators**.
- The **paths** corresponded to **actions** (group elements).

Actions diagrams

Here is the **action diagram** of the group $D_4 = \langle r, f \rangle$:



In the beginning of this course, we picked a configuration to be the “solved state,” and this gave us a bijection between **configurations** and **actions** (group elements).

The resulting diagram was a Cayley diagram. In this chapter, we’ll skip this step.

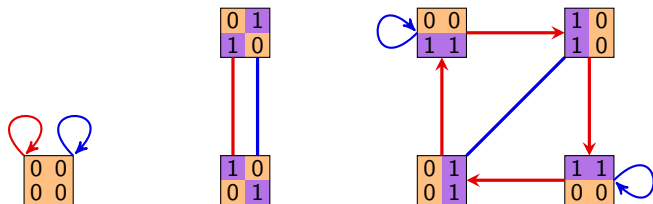
Actions diagrams

In all of the examples we saw in the beginning of the course, we had a bijective correspondence between actions and states. *This need not always happen!*

Suppose we have a size-7 set consisting of the following “binary squares.”

$$S = \left\{ \begin{array}{|c|c|} \hline 0 & 0 \\ \hline 0 & 0 \\ \hline \end{array}, \begin{array}{|c|c|} \hline 0 & 1 \\ \hline 1 & 0 \\ \hline \end{array}, \begin{array}{|c|c|} \hline 1 & 0 \\ \hline 0 & 1 \\ \hline \end{array}, \begin{array}{|c|c|} \hline 1 & 1 \\ \hline 0 & 0 \\ \hline \end{array}, \begin{array}{|c|c|} \hline 0 & 1 \\ \hline 0 & 1 \\ \hline \end{array}, \begin{array}{|c|c|} \hline 0 & 0 \\ \hline 1 & 1 \\ \hline \end{array}, \begin{array}{|c|c|} \hline 1 & 0 \\ \hline 1 & 0 \\ \hline \end{array} \right\}$$

The group $D_4 = \langle r, f \rangle$ “acts on S ” as follows:



The **action diagram** above has some properties of Cayley diagrams, but there are some fundamental differences as well.

A “group switchboard”

Suppose we have a “switchboard” for G , with every element $g \in G$ having a “button.”

If $a \in G$, then pressing the a -button rearranges the objects in our set S . In fact, it is a **permutation** of S ; call it $\phi(a)$.

If $b \in G$, then pressing the b -button rearranges the objects in S a different way. Call this permutation $\phi(b)$.

The element $ab \in G$ also has a button. We require that **pressing the ab -button yields the same result as pressing the a -button, followed by the b -button.** That is,

$$\phi(ab) = \phi(a)\phi(b), \quad \text{for all } a, b \in G.$$

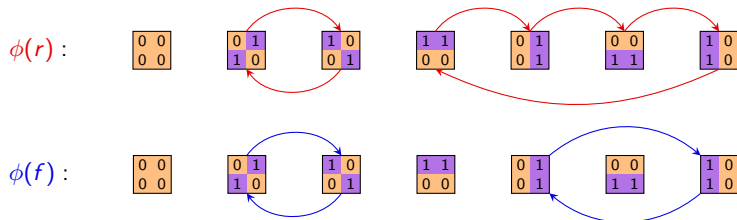
Let $\text{Perm}(S)$ be the group of permutations of S . Thus, if $|S| = n$, then $\text{Perm}(S) \cong S_n$. (We typically think of S_n as the permutations of $\{1, 2, \dots, n\}$.)

Definition

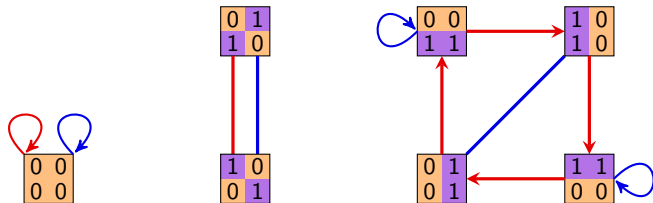
A group G **acts on** a set S if there is a homomorphism $\phi: G \rightarrow \text{Perm}(S)$.

A “group switchboard”

Returning to our binary square example, pressing the r -button and f -button permutes the set S as follows:



Observe how these permutations are encoded in the action diagram:

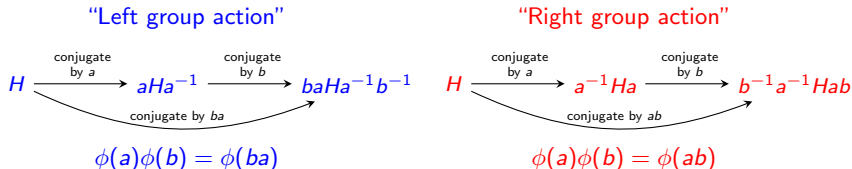


Left actions vs. right actions (an annoyance we can deal with)

As we've defined group actions, "pressing the a -button followed by the b -button should be the same as *pressing the ab -button.*"

However, sometimes it has to be the same as "pressing the ba -button."

This is best seen by an example. Suppose our action is conjugation:



Some books forgo our " ϕ -notation" and use the following notation to distinguish left vs. right group actions:

$$g.(h.s) = (gh).s, \quad (s.g).h = s.(gh).$$

We'll usually keep the ϕ , and write $\phi(g)\phi(h)s = \phi(gh)s$ and $s.\phi(g)\phi(h) = s.\phi(gh)$. As with groups, the "dot" will be optional.

Left actions vs. right actions (an annoyance we can deal with)

Alternative definition (other textbooks)

A **right group action** is a mapping

$$G \times S \longrightarrow S, \quad (a, s) \longmapsto s.a$$

such that

- $s.(ab) = (s.a).b$, for all $a, b \in G$ and $s \in S$
- $s.e = s$, for all $s \in S$.

A **left group action** can be defined similarly.

Pretty much all of the theorems for left actions hold for right actions.

Usually if there is a left action, there is a related right action. **We will usually use right actions**, and we will write

$$s.\phi(g)$$

for “the element of S that the permutation $\phi(g)$ sends s to,” i.e., where pressing the g -button sends s .

If we have a left action, we'll write $\phi(g).s$.

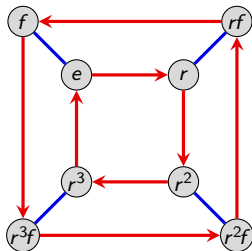
Cayley diagrams as action diagrams

Every Cayley diagram can be thought of as the action diagram of a particular (right) group action.

For example, consider the group $G = D_4 = \langle r, f \rangle$ acting on itself. That is, $S = D_4 = \{e, r, r^2, r^3, f, rf, r^2f, r^3f\}$.

Suppose that pressing the g -button on our “group switchboard” multiplies every element *on the right* by g .

Here is the **action diagram**:



We say that “ G acts on itself by right-multiplication.”